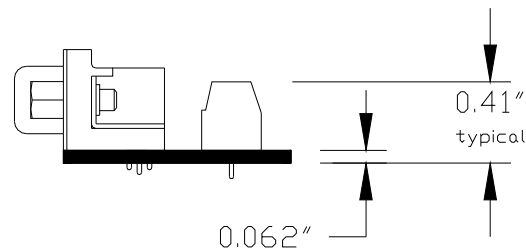
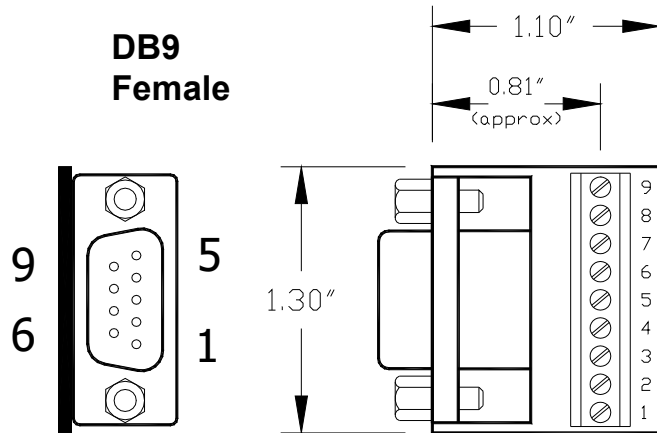


BRKTD9F Datasheet
 Product Revision: Rev A



BRKTD9F Rev A Specifications

Ambient Temperature	-20°C to 85°C
Ambient Humidity	10% to 90% RH, non-condensing
Voltage	*Contact Winford Engineering
Continuous Current	*Contact Winford Engineering
Screw Terminal Size	Accepts 16 - 26 AWG wire

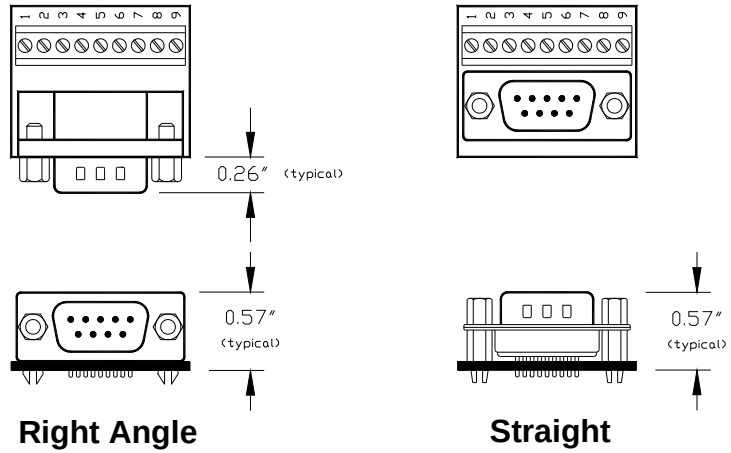
**Contact Winford Engineering with this inquiry. Specifications such as current rating involve component specifications, ambient temperature, max appropriate temperature rise, and the number of simultaneously active conductors. Contact support@winford.com*

Part Number Ordering Information



1. Connector Style

- **R** Right Angle
- **S** Straight (Vertical)



BRKTD9F Stocked Part Numbers

The following part numbers represent standard options and are stocked:

- BRKTD9F -R
- BRKTD9F -S

For parts other than BRKTD9F -*, please see the other datasheets for a list of stocked part numbers.

Notices

1. Drawings and specifications are subject to change without notice.
2. Winford Engineering, LLC does not authorize any of its products for use in military, medical or other life-critical systems and/or devices. Life-critical devices/systems include devices or systems which, a) are intended for surgical implantation into the body, or b) support or sustain life and whose failure to perform can be reasonably expected to result in injury. Winford Engineering, LLC products are not designed with the components required, and are not subject to the testing required to ensure a level of reliability suitable for the treatment and diagnosis of people. Winford Engineering, LLC shall not be held responsible or liable for damages or injury that occur as a result of the use of this product.