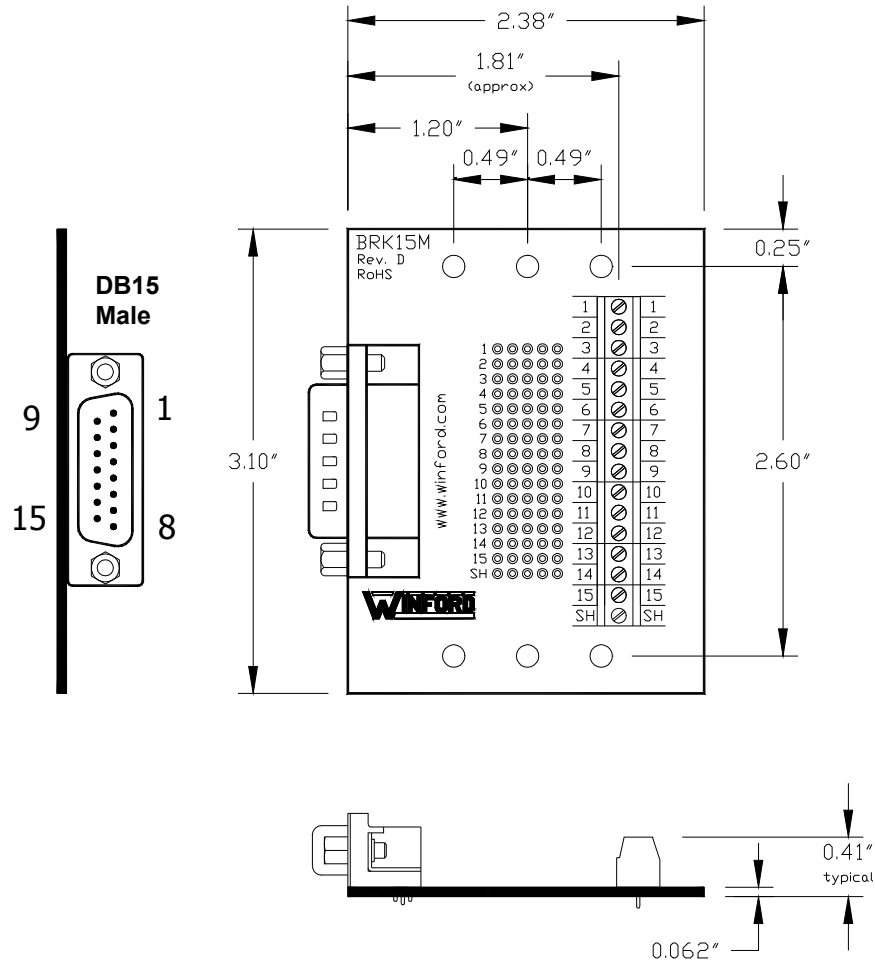


BRK15M Rev D Datasheet

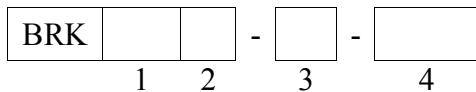


- MOUNTING HOLE, 0.15" DIA
- ⊗ SOLDER PAD W/ 0.05" DIA HOLE
- ⊗ SCREW TERMINAL

BRK15M Rev D Specifications

Ambient Temperature	-20°C to 85°C
Ambient Humidity	10% to 90% RH, non-condensing
Voltage	200V maximum between any two signals
Continuous Current	2.25A maximum on any signal
Screw Terminal Size	Accepts 16 - 26 AWG wire

Part Number Ordering Information



1. Connector Positions

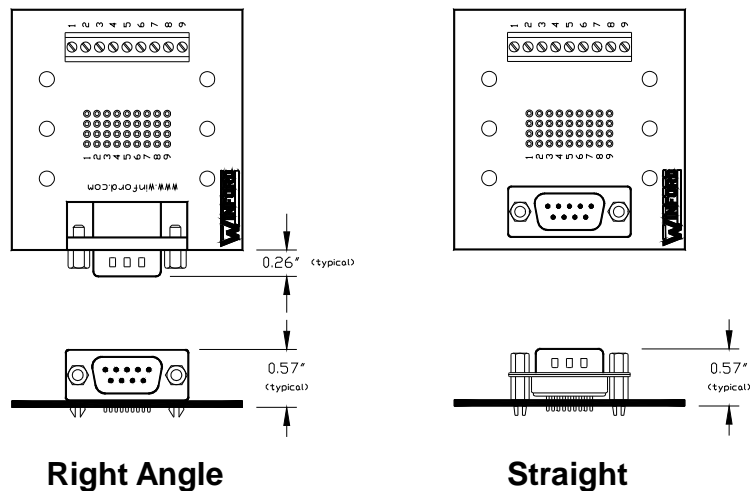
- **9** DB9
 - **15** DB15 (two-row)
 - **15HD** DB15 High Density (three-row)
 - **25** DB25
 - **37** DB37
- (more D-Sub varieties are also available)

2. Connector Gender

- **M** Male (Plug)
- **F** Female (Socket)

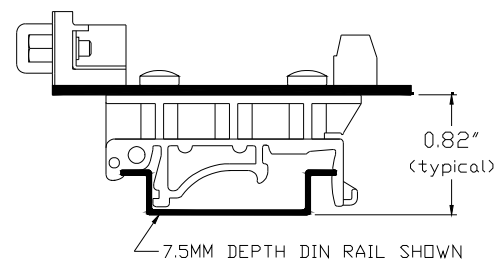
3. Connector Style

- **R** Right Angle
- **S** Straight (Vertical)



4. Mounting Option

- **FT** Rubber Feet on bottom side of PCB
- **DIN** DIN Rail Mounting Clips



BRK15M Stocked Part Numbers

The following part numbers represent standard options and are stocked:

- BRK15M-R-FT
- BRK15M-R-DIN
- BRK15M-S-FT
- BRK15M-S-DIN

For parts other than BRK15M-*, please see the other datasheets for a list of stocked part numbers.

Changes

Rev B

- Added fifth column of solder pads in grid area

Rev C

- Removed silkscreen outline around DB15 connector
- Removed silkscreen dot by “pin 1” of screw terminals
- Changed hole diameter for screw terminal pins (no effect to end-user)

Rev D

- Brought DB15 Shield connection out to new solder pads and screw terminal
- Shifted screw terminals away from edge of board by 0.13”
- Silkscreen number labels by screw terminal: larger print, added on back side, added dividing lines
- NOTE: Board size and mounting holes remain unchanged

Notice

Winford Engineering, LLC does not authorize any of its products for use in military, medical or other life-critical systems and/or devices. Life-critical devices/systems include devices or systems which, a) are intended for surgical implantation into the body, or b) support or sustain life and whose failure to perform can be reasonably expected to result in injury. Winford Engineering, LLC products are not designed with the components required, and are not subject to the testing required to ensure a level of reliability suitable for the treatment and diagnosis of people. Winford Engineering, LLC shall not be held responsible or liable for damages or injury that occur as a result of the use of this product.