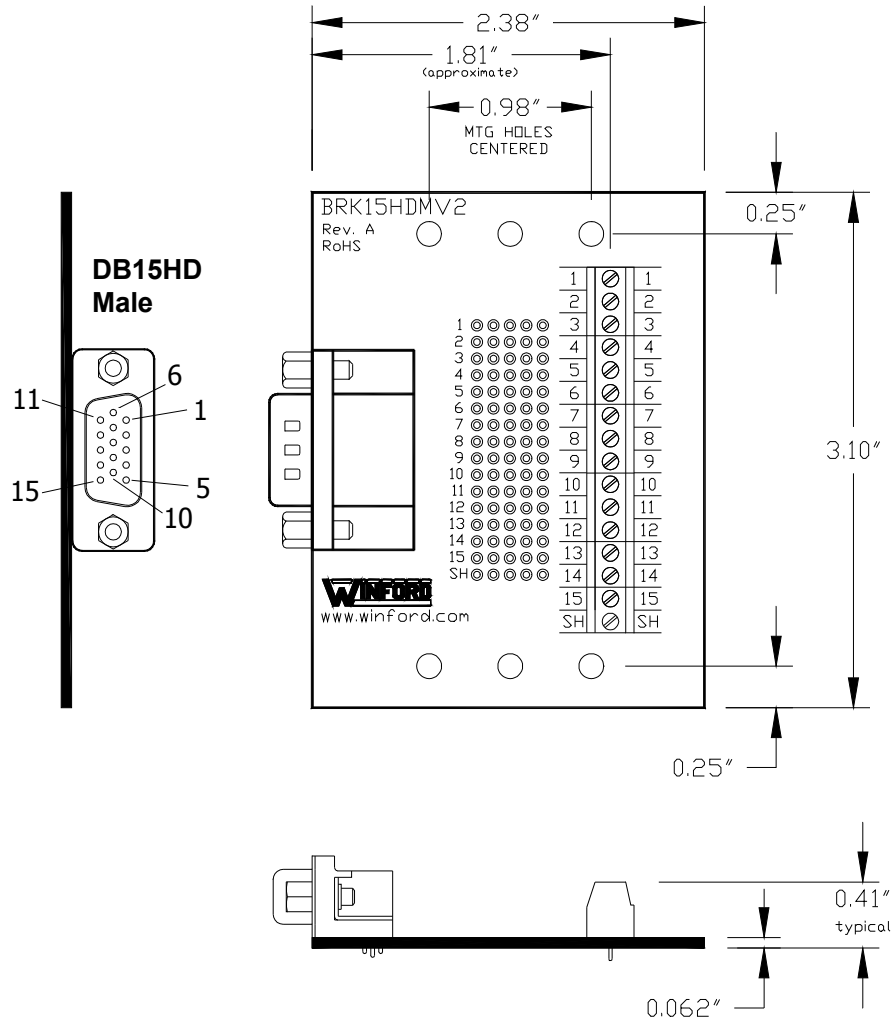


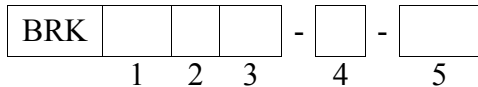
BRK15HDMV2 Rev A Datasheet



BRK15HDMV2 Rev A Specifications

Ambient Temperature	-20°C to 85°C
Ambient Humidity	10% to 90% RH, non-condensing
Voltage	200V maximum between any two signals
Continuous Current	1.5A maximum on any signal
Screw Terminal Size	Accepts 16 - 26 AWG wire

Part Number Ordering Information



1. Connector Positions

- 9 DB9
 - 15 DB15 (two-row)
 - 15HD DB15 High Density (three-row)
 - 25 DB25
 - 37 DB37
- (more D-Sub varieties are also available)

2. Connector Gender

- M Male (Plug)
- F Female (Socket)

3. Product Version

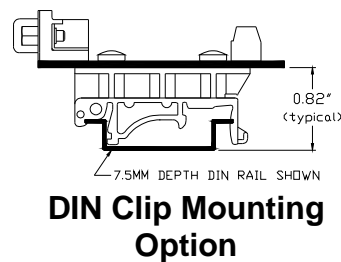
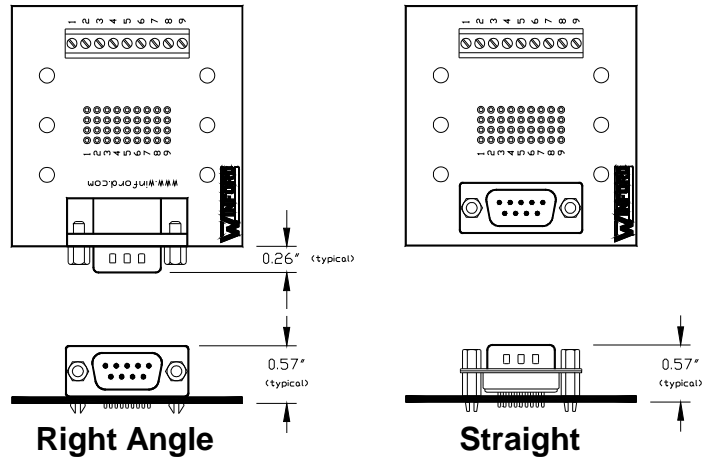
- Vn or blank, depending on product

4. Connector Style

- R Right Angle
- S Straight (Vertical)

5. Mounting Option

- FT Rubber Feet on bottom side of PCB
- DIN DIN Rail Mounting Clips



BRK15HDMV2 Stocked Part Numbers

The following part numbers represent standard options and are stocked:

- BRK15HDMV2-R-FT
- BRK15HDMV2-R-DIN

For parts other than BRK15HDMV2-*, please see the other datasheets for a list of stocked part numbers.

Changes

V2, Rev A

- Brought DB15HD Shield/Shell connection out to new solder pads and screw terminal
- Slightly shifted screw terminals away from edge of PCB
- Shifted mounting holes / DIN clips towards PCB edge by 0.05", both sides
- Moved solder pad grid closer to DB15HD connector
- Silkscreen number labels by screw terminal: larger print, added on back side, added dividing lines
- NOTE: Board size remains unchanged

Notice

Winford Engineering, LLC does not authorize any of its products for use in military, medical or other life-critical systems and/or devices. Life-critical devices/systems include devices or systems which, a) are intended for surgical implantation into the body, or b) support or sustain life and whose failure to perform can be reasonably expected to result in injury. Winford Engineering, LLC products are not designed with the components required, and are not subject to the testing required to ensure a level of reliability suitable for the treatment and diagnosis of people. Winford Engineering, LLC shall not be held responsible or liable for damages or injury that occur as a result of the use of this product.