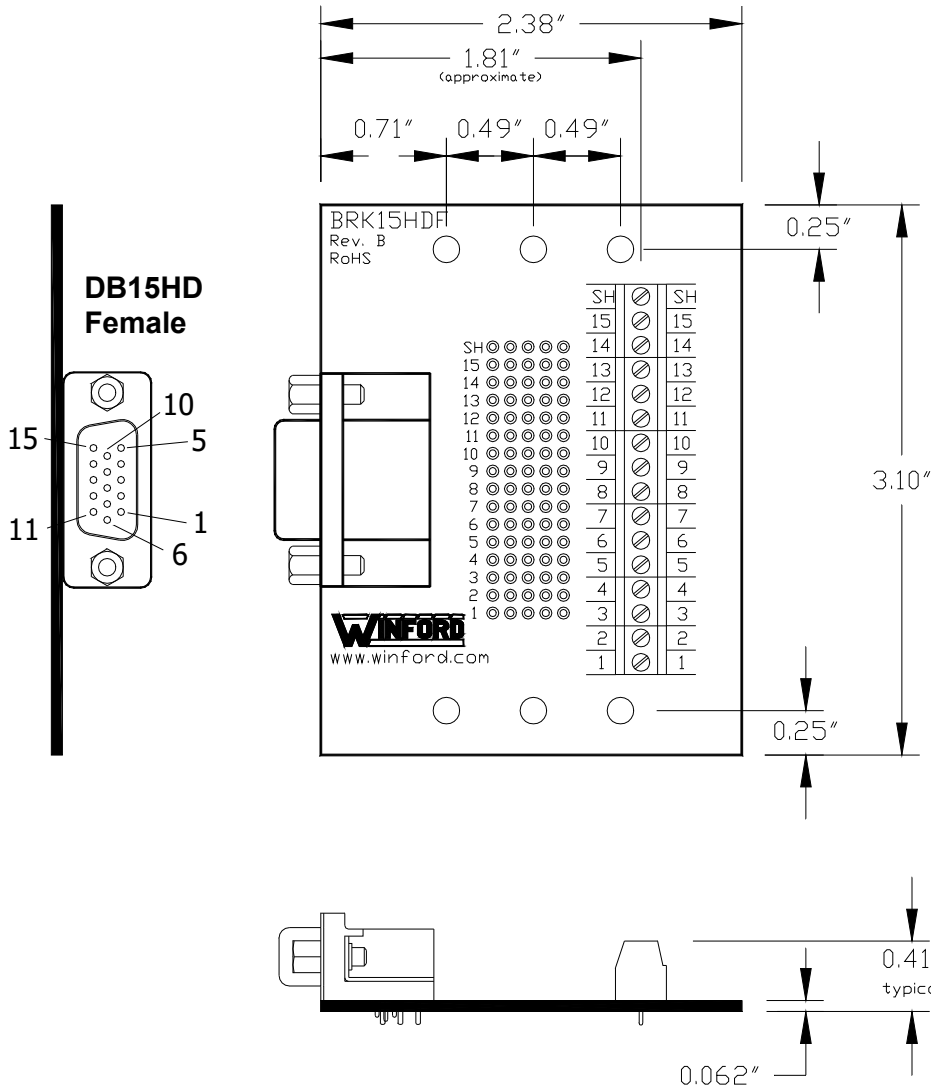


BRK15HDF Datasheet
 Product Revision: Rev B



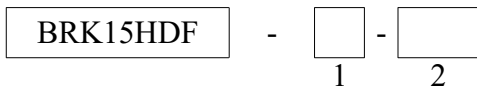
- MOUNTING HOLE, 0.15" DIA
- ⊙ SOLDER PAD W/ 0.05" DIA HOLE
- ⊗ SCREW TERMINAL

BRK15HDF Rev B Specifications

Ambient Temperature	-20°C to 85°C
Ambient Humidity	10% to 90% RH, non-condensing
Voltage	*Contact Winford Engineering
Continuous Current	*Contact Winford Engineering
Screw Terminal Size	Accepts 16 - 26 AWG wire

*Contact Winford Engineering with this inquiry. Specifications such as current rating involve component specifications, ambient temperature, max appropriate temperature rise, and the number of simultaneously active conductors. Contact support@winford.com

Part Number Ordering Information

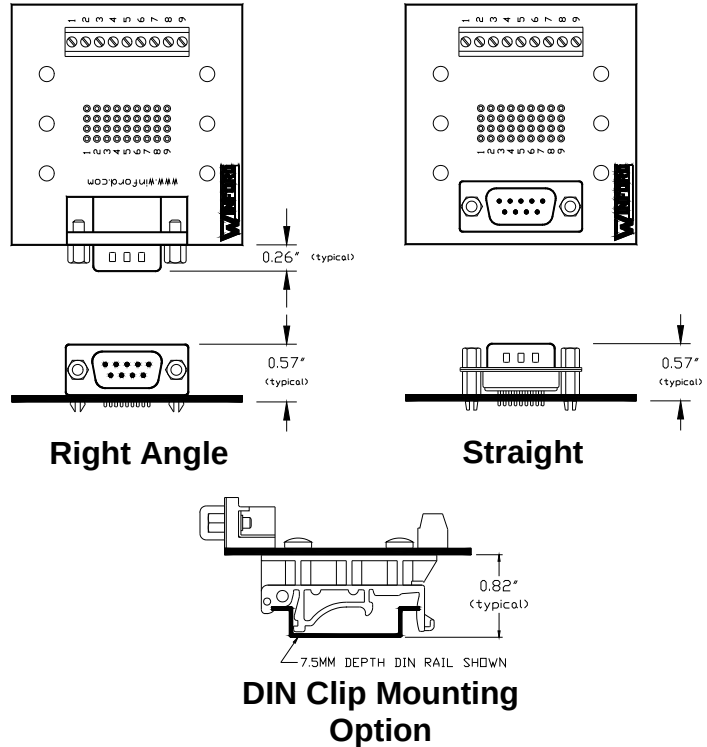


1. Connector Style

- **R** Right Angle
- **S** Straight (Vertical)

2. Mounting Option

- **FT** Rubber Feet on bottom side of PCB
- **DIN** DIN Rail Mounting Clips



BRK15HDF Stocked Part Numbers

The following part numbers represent standard options and are stocked:

- BRK15HDF-R-FT
- BRK15HDF-R-DIN

For parts other than BRK15HDF-*, please see the other datasheets for a list of stocked part numbers

Changes

Date	Description
2/28/2014	<p>Product Rev B Changes:</p> <ul style="list-style-type: none">• Brought DB15HD Shield/Shell connection out to new solder pads and screw terminal• Slightly shifted screw terminals away from edge of PCB• Shifted mounting holes / DIN clips towards PCB edge by 0.05", both sides• Moved solder pad grid closer to DB15HD connector• Silkscreen number labels by screw terminal: larger print, added on back side, added dividing lines• NOTE: Board size remains unchanged

Notices

1. Drawings and specifications are subject to change without notice.
2. Winford Engineering, LLC does not authorize any of its products for use in military, medical or other life-critical systems and/or devices. Life-critical devices/systems include devices or systems which, a) are intended for surgical implantation into the body, or b) support or sustain life and whose failure to perform can be reasonably expected to result in injury. Winford Engineering, LLC products are not designed with the components required, and are not subject to the testing required to ensure a level of reliability suitable for the treatment and diagnosis of people. Winford Engineering, LLC shall not be held responsible or liable for damages or injury that occur as a result of the use of this product.